










































































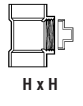




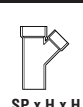

















DWV-PVC

PVC DRAIN - WASTE VENT FITTINGS

NSF-dwv

		PART NUMBER	SIZE (IN.)	QUANTITY PIECES PER CARTON	CARTONS PER PALLET	PRICE EACH \$			PART NUMBER	SIZE (IN.)	QUANTITY PIECES PER CARTON	CARTONS PER PALLET	PRICE EACH \$			PART NUMBER	SIZE (IN.)	QUANTITY PIECES PER CARTON	CARTONS PER PALLET	PRICE EACH \$								
COUPLING																												
	D100-012	1 1/4	100	80	2.67							D134-015	1 1/2	25	64	32.97							D109-012	1 1/4	50	144	2.70	
	D100-015	1 1/2	100	64	.93							D134-020	2	10	100	67.10							D109-015	1 1/2	50	125	1.47	
	D100-020	2	100	36	1.17							D134-030	3	15	24	73.48							D109-020	2	50	125	2.14	
	D100-030	3	60	18	4.02							D134-040	4	5	32	171.71							D109-030	3	25	64	6.18	
	D100-040	4	25	20	6.60							EXPANSION JOINT (WITH PISTON)						D109-040	4	25	24		13.72					
	D100-060	6	15	12	24.16								D133-015	1 1/2	10	125	40.49						D109-212	1 1/2x1 1/4	25	280	1.84	
	D100-080	8	4	16	54.36								D133-020	2	10	100	67.09											
MALE ADAPTER																												
EXPANSION JOINT (WITH PISTON)																												
FEMALE ADAPTER																												
	D101-012	1 1/4	100	64	4.82							D105-015	1 1/2	50	125	1.84							447-015	1 1/2	25	240	*	
	D101-015	1 1/2	100	64	1.61							D105-020	2	50	80	2.61							447-020	2	25	125	*	
	D101-020	2	100	32	2.72							D105-030	3	25	36	7.34							447-030	3	10	100	*	
	D101-030	3	30	36	7.32							D105-040	4	10	48	12.06							447-040	4	5	125	*	
	D101-040	4	10	48	9.63						D105-060	6	10	27	27.04						447-060		6	5	48	*		
	D101-060	6	10	18	31.51												<i>*Refer to current Schedule 40 pressure fittings price list</i>											
FITTING CLEANOUT ADAPTER																												
REDUCING COUPLING																												
	D102-251	2x1 1/2	25	125	2.38							D112-015	1 1/2	50	100	2.77							D117-422	4x3	20	40	9.91	
	D102-337	3x1 1/2	25	48	7.57							D112-020	2	25	100	3.78												
	D102-338	3x2	20	64	6.32							D112-030	3	25	36	7.88												
	D102-420	4x2	10	64	12.53							D112-040	4	10	48	15.12												
	D102-422	4x3	10	64	13.33							D112-060	6	10	18	40.01												
	D102-532	6x4	4	48	45.91																							
FITTING CLEANOUT ADAPTER W/C.O. PLUG																												
TRAP ADAPTER - MALE																												
	D103-015	1 1/2	50	125	2.31							D106-012	1 1/4	100	280	2.00							D118-030	3	25	100	10.06	
	D103-020	2	25	144	6.42							D106-015	1 1/2	50	280	1.34							D118-040	4	10	100	5.61	
	D103-212	1 1/2x1 1/4	100	80	2.18							D106-020	2	50	180	1.57												
TRAP ADAPTER - MALE																												
	D113-012	1 1/4	50	144	4.52								D110-020	2	25	252	5.44							D119-020	2	25	125	4.46
	D113-015	1 1/2	50	100	2.32								D110-030	3	25	144	6.31							D119-030	3	20	64	6.44
	D113-020	2	25	125	7.10						D110-040		4	25	84	5.52						D119-040		4	15	40	8.29	
	D113-212	1 1/2x1 1/4	75	80	2.21																							
TRAP ADAPTER - MALE																												
	D115-015	1 1/2	50	100	2.81								D107-212	1 1/2x1 1/4	100	99	3.08								D122-020	2x2	10	125
	D115-020	2	25	125	9.69							D107-250	2x1 1/4	50	144	3.36						D122-030	3x3		10	48	12.36	
	D115-212	1 1/2x1 1/4	75	80	3.51							D107-251	2x1 1/2	50	125	1.60						D122-040	4x4		15	24	15.28	
TRAP ADAPTER - FEMALE																												
	D114-015	1 1/2	50	125	1.81								D107-337	3x1 1/2	30	64	7.06											
	D114-020	2	50	48	5.20								D107-338	3x2	30	64	3.12											
	D114-212	1 1/2x1 1/4	75	80	2.48						D107-420		4x2	30	32	12.31												
	TRAP ADAPTER - FEMALE																											
	D104-012	1 1/4	50	144	2.81								D107-422	4x3	30	36	6.82											
	D104-015	1 1/2	50	80	2.01								D107-532	6x4	10	32	35.42											
	D104-020	2	25	100	5.08							D107-582	8x4	5	18	67.02												
	D104-212	1 1/2x1 1/4	50	100	2.50							D107-585	8x6	5	18	70.86												
	TRAP ADAPTER - FEMALE																											
	D116-015	1 1/2	50	100	2.81								D108-251	2x1 1/2	50	144	3.50							D123-020	2x2	20	64	7.24
	D116-020	2	25	100	6.59												D123-030	3x3	20	32	12.93							
	D116-212	1 1/2x1 1/4	50	100	3.51												D123-040	4x4	20	18	22.63							

	PART NUMBER	SIZE (IN.)	QUANTITY PIECES PER CARTON	CARTONS PER PALLET	PRICE EACH \$		PART NUMBER	SIZE (IN.)	QUANTITY PIECES PER CARTON	CARTONS PER PALLET	PRICE EACH \$		PART NUMBER	SIZE (IN.)	QUANTITY PIECES PER CARTON	CARTONS PER PALLET	PRICE EACH \$
HUB ADAPTER, CAST IRON SOIL PIPE INCREASER						LONG SWEEP 1/4 BEND W/LOW HEEL INLET						VENT ELL					
	D123-251	1 1/2x2	10	180	8.28		D307-338	3x3x2	25	12	26.29		D331-015	1 1/2	20	125	3.07
H x SP	D123-341	3x4	10	36	15.27	H x H x H						H x H	D331-020	2	30	48	4.83
REPAIR COUPLING						LONG SWEEP 1/4 BEND						VENT ELL, STREET					
	D130-015	1 1/2	25	240	4.66		D309-015	1 1/2	10	40	5.47		D333-015	1 1/2	25	125	2.77
H x H	D130-020	2	25	125	3.27	H x SP	D309-020	2	25	40	6.74	H x SP	D333-020	2	20	80	5.04
	D130-030	3	10	80	8.22		D309-030	3	20	18	20.82		D333-030	3	5	80	13.21
	D130-040	4	5	99	15.81							D333-040	4	5	40	43.97	
TEST CAP INSERT TYPE						1/6 BEND						SANITARY TEE					
	D131-015	1 1/2	100	240	1.17		D319-015	1 1/2	40	64	2.88		D400-012	1 1/4	50	40	4.98
	D131-020	2	100	180	1.12	H x H	D319-020	2	25	64	4.33	ALL HUB	D400-015	1 1/2	100	18	3.16
	D131-030	3	50	125	1.43		D319-030	3	20	24	15.38		D400-020	2	35	24	4.71
	D131-040	4	50	80	1.79		D319-040	4	10	24	21.87		D400-030	3	30	8	10.45
TEST CAP-PIPE						1/8 BEND						SANITARY TEE, REDUCING					
	D132-015	1 1/2	500	280	.82		D321-015	1 1/2	100	32	1.79		D401-241	2x1 1/2x1 1/2	25	40	3.89
	D132-020	2	500	180	.96	H x H	D321-020	2	50	32	2.61	ALL HUB	D401-242	2x1 1/2x2	25	36	5.30
	D132-030	3	250	180	1.13		D321-030	3	20	20	7.12		D401-251	2x2x1 1/2	50	20	3.93
	D132-040	4	200	100	1.42		D321-040	4	10	20	11.62		D401-337	3x3x1 1/2	20	24	6.62
1/4 BEND, STREET W/LOW HEEL INLET						1/8 BEND, STREET						SANITARY TEE, STREET					
	D293-338	3x3x2	25	16	26.21		D323-015	1 1/2	100	36	1.84		D403-015	1 1/2	20	80	8.42
SP x H x H						H x SP	D323-020	2	50	36	2.64	H x H x SP	D403-020	2	25	32	9.17
1/4 BEND						1/16 BEND						SANITARY TEE, STREET, REDUCING					
	D300-012	1 1/4	100	32	4.82		D324-015	1 1/2	50	80	2.38		D404-241	2x1 1/2x1 1/2	50	24	8.13
H x H	D300-015	1 1/2	100	24	1.84	H x H	D324-020	2	25	80	3.20	H x H x SP	D404-242	2x1 1/2x2	50	20	7.36
	D300-020	2	50	24	2.86		D324-030	3	20	32	8.22		D404-251	2x2x1 1/2	50	20	7.16
	D300-030	3	25	16	8.19		D324-040	4	15	24	12.53		D404-337	3x3x1 1/2	10	48	15.77
	D300-040	4	10	20	13.41		D324-060	6	3	24	69.23		D404-338	3x3x2	20	24	15.07
	D300-060	6	5	12	60.29							D404-420	4x4x2	5	48	21.37	
	D300-080	8	3	8	122.10												
1/4 BEND W/SIDE INLET						1/16 BEND, STREET						SANITARY TEE W/LEFT SIDE INLET					
	D301-337	3x3x1 1/2	20	20	19.17		D326-015	1 1/2	50	100	7.31		D416-337	3x3x3x1 1/2	10	24	22.78
H x H	D301-338	3x3x2	20	20	16.33	SP x H	D326-020	2	25	100	7.82	ALL HUB	D416-338	3x3x3x2	10	24	21.94
1/4 BEND, STREET						DOUBLE 1/4 BEND						SANITARY TEE W/RIGHT SIDE INLET					
	D302-012	1 1/4	50	60	6.17		D327-015	1 1/2	20	72	5.90		D417-337	3x3x3x1 1/2	10	24	22.78
H x SP	D302-015	1 1/2	100	32	2.14	H x H x H	D327-020	2	25	36	8.27	ALL HUB	D417-338	3x3x3x2	10	24	21.94
	D302-020	2	50	32	3.31		D327-030	3	10	27	25.32		D417-420	4x4x4x2	5	24	39.21
	D302-030	3	20	20	7.53		D327-241	2x1 1/2x1 1/2	20	48	7.88						
	D302-040	4	10	20	18.16												
	D302-060	6	5	12	77.16												
1/4 BEND W/LOW HEEL INLET						CLOSET BEND, REDUCING						SANITARY TEE W/R & L SIDE INLETS					
	D303-337	3x3x1 1/2	10	32	14.42		D329-422	4x3	25	12	12.52		D418-337	3x3x3x1 1/2x1 1/2	5	24	24.97
H x H x H	D303-338	3x3x2	25	16	15.70	H x H					ALL HUB	D418-338	3x3x3x2x2	5	32	29.00	
	D303-420	4x4x2	15	12	28.46							D418-420	4x4x4x2x2	5	20	39.73	
LONG SWEEP 1/4 BEND						CLOSET BEND, REDUCING						DOUBLE SANITARY TEE					
	D304-015	1 1/2	50	36	4.51		D330-341	3x4	10	24	17.52		D428-015	1 1/2	25	48	6.39
H x H	D304-020	2	25	40	4.33	H x SP					ALL HUB	D428-020	2	20	32	9.36	
	D304-030	3	10	32	10.16							D428-030	3	25	8	26.20	
	D304-040	4	5	24	18.96							D428-040	4	4	24	42.12	

PART NUMBER	SIZE (IN.)	QUANTITY		PRICE EACH \$	PART NUMBER	SIZE (IN.)	QUANTITY		PRICE EACH \$	PART NUMBER	SIZE (IN.)	QUANTITY		PRICE EACH \$				
		PIECES PER CARTON	CARTONS PER PALLET				PIECES PER CARTON	CARTONS PER PALLET				PIECES PER CARTON	CARTONS PER PALLET					
DOUBLE SANITARY TEE, REDUCING					DOUBLE COMBINATION WYE & 1/8 BEND					COTTAGE WYE, LH INLET								
 ALL HUB	D429-252	2x2x1 1/2x1 1/2	20	36	7.68	 ALL HUB	D507-030	3	10	8	54.24	 ALL HUB	D625-030	3 x 2	5	36	46.36	
	D429-337	3x3x1 1/2x1 1/2	20	20	13.36		D507-040	4	5	8	108.20		D625-040	4 x 2	5	36	89.87	
	D429-338	3x3x2x2	10	24	15.81		D507-420	4x4x2x2	5	16	86.36	COTTAGE WYE, RH INLET						
	D429-420	4x4x2x2	5	40	34.83		D507-422	4x4x3x3	5	12	86.36	 ALL HUB	D626-030	3 x 2	5	36	46.36	
	D429-422	4x4x3x3	10	12	35.74	DOUBLE FIXTURE FITTING					D626-040		4 x 2	5	36	89.87		
DOUBLE SANITARY TEE, STREET					DOUBLE FIXTURE FITTING					RETURN BEND								
 SP x H x H x H	D431-030	3	10	16	36.56	 ALL HUB	D510-030	3	10	12	34.42	 H x H	D700-015	1 1/2	20	64	4.77	
	D431-251	2x2x1 1/2x1 1/2	25	32	11.59		D510-241	2x1 1/2x1 1/2x1 1/2	25	24	17.52		D700-020	2	35	20	9.17	
	D431-338	3x3x2x2	25	16	12.69		D510-329	3x2x3x3	10	12	36.16	P-TRAP						
DOUBLE SANITARY TEE W/SIDE INLET					WYE					P-TRAP W/CLEANOUT								
 ALL HUB	D438-337	3x3x3x3 1/2	10	16	31.67	 ALL HUB	D600-015	1 1/2	50	24	4.23	 H x H	D706-015	1 1/2	25	40	5.78	
	D438-338	3x3x3x3x2	10	12	28.01		D600-020	2	25	24	5.40		D706-020	2	20	24	8.57	
	D438-420	4x4x4x4x2	10	8	43.96		D600-030	3	25	8	13.18		D706-030	3	10	16	29.78	
DOUBLE SANITARY TEE W/R&L SIDE INLETS					WYE, REDUCING					P-TRAP UNION								
 ALL HUB	D439-337	3x3x3x3x1 1/2x1 1/2	10	12	31.59		 ALL HUB	D600-040	4	5	18	23.74	 H x H w/Plastic Nut	D706-015	1 1/2	25	40	5.78
	D439-338	3x3x3x3x2x2	10	12	31.56			D600-060	6	4	8	89.97		D706-020	2	20	24	8.57
	D439-420	4x4x4x4x2x2	5	12	46.58			D600-080	8	2	8	192.59		D706-030	3	10	16	29.78
VENT TEE					WYE, STREET					P-TRAP LOW PROFILE H x H								
 ALL HUB	D441-015	1 1/2	25	80	8.04	 ALL HUB		D601-241	2x1 1/2x1 1/2	25	40	7.90	 H x H	D706-016	1 1/2	25	40	3.78
	D441-020	2	25	40	6.81			D601-251	2x2x1 1/2	25	32	7.49		D706-021	2	20	24	5.41
	D441-030	3	10	36	21.24			D601-337	3x3x1 1/2	15	24	9.91	P-TRAP W/CLEANOUT					
	D441-040	4	5	24	24.99			D601-338	3x3x2	25	12	10.54	 H x H	D707-015	1 1/2	50	20	9.87
CLEANOUT TEE W/C.O. PLUG					WYE, STREET, REDUCING					P-TRAP UNION								
 H x H	D443-015	1 1/2	10	125	7.89		 SP x H x H	D602-015	1 1/2	50	24	8.08	 H x H w/Plastic Nut	D708-015	1 1/2	25	32	8.33
	D443-020	2	10	100	9.91			D602-020	2	30	24	8.98		D708-020	2	20	20	16.63
	D443-030	3	10	36	16.83			D602-030	3	10	24	19.14	L.A. PATTERN P-TRAP					
	D443-040	4	5	32	29.80	D602-040		4	10	12	37.93	 H x SJ w/Plastic Nut	D711-015	1 1/2	25	32	12.28	
FLUSH C.O. TEE					WYE, STREET, REDUCING					DRUM TRAP								
 H x H x FPT	D445-015	1 1/2	20	80	5.66	 SP x H x H		D603-251	2x2x1 1/2	50	18	10.36	 H x H	D720-015	3x6x1 1/2	15	24	21.53
	D445-020	2	20	48	7.57			D603-337	3x3x1 1/2	20	20	17.69		CLOSET FLANGE (ONE PC.)				
	D445-030	3	10	36	15.13			D603-338	3x3x2	30	12	17.44	 HUB	D800-040	4x4	25	24	7.97
	D445-040	4	10	18	28.11		D603-420	4x4x2	10	20	37.30	D800-422		4x3	25	24	7.02	
TWO-WAY CLEANOUT					UPRIGHT COMBINATION WYE & 1/8 BEND (TWO PC.)					CLOSET FLANGE (ONE PC.)								
 ALL HUB	D448-030	3	10	27	28.07		 H x H x H	D605-020	2	25	18	16.02	 SPIGOT	D801-040	4x4	25	24	7.87
	D448-040	4	5	27	39.54			D605-030	3	10	12	28.57		D801-422	4x3	25	24	7.59
COMBINATION WYE & 1/8 BEND-LONG TURN (ONE PC.)					DOUBLE COTTAGE WYE W/2" INLET					CLOSET FLANGE W/KO (ONE PC.)								
 ALL HUB	D501-015	1 1/2	50	20	6.77	 ALL HUB		D610-030	3	10	12	125.59	 HUB	D810-422	4x3	25	20	8.89
	D501-020	2	20	24	8.78		D610-040	4	5	12	229.23	CLOSET FLANGE, ADJUSTABLE (W/METAL RING)						
	D501-030	3	10	18	17.38		DOUBLE WYE					 HUB	D811-040	4x4	25	24	16.27	
	D501-040	4	10	8	30.92		D611-015	1 1/2	40	24	9.03		D811-422	4x3	25	24	12.22	
COMBINATION WYE & 1/8 BEND-LONG TURN					DOUBLE WYE, REDUCING					CLOSET FLANGE, ADJUSTABLE (W/METAL RING)								
 ALL HUB	D502-241	2x1 1/2x1 1/2	5	64	8.33	 ALL HUB	D611-020	2	20	27	11.61	 SPIGOT	D812-040	4x4	25	20	21.21	
	D502-251	2x2x1 1/2	20	32	9.74		D611-030	3	15	8	29.94		D812-422	4x3	25	24	17.39	
	D502-337	3x3x1 1/2	15	24	16.87		D611-040	4	5	12	60.72		CLOSET FLANGE FLUSH (W/KO)					
	D502-338	3x3x2	10	32	12.51		D611-060	6	1	18	119.36	 HUB	D815-422	4x3	25	24	13.08	
	D502-420	4x4x2	5	36	23.49		COMBINATION WYE & 1/8 BEND (TWO PIECE)						OFFSET CLOSET FLANGE					
	D502-422	4x4x3	5	24	25.43		 ALL HUB	D503-015	1 1/2	25	32		6.54	 HUB	D822-422 w/Plastic Ring	4x3	25	16
COMBINATION WYE & 1/8 BEND (TWO PIECE)					D503-020	2		25	16	8.00	D823-422 w/Metal Ring	4x3	25		16	23.49		
COMBINATION WYE & 1/8 BEND, REDUCING (TWO PC.)					D503-030	3		10	12	23.36	DOUBLE WYE, REDUCING							
 ALL HUB	D503-040	4	5	12	48.53	 ALL HUB		D503-060	6	2	12	169.80	D612-252	2x2x1 1/2x1 1/2	10	48	10.61	
	D504-338	3x3x2	10	24	23.44			D612-337	3x3x1 1/2x1 1/2	10	24	21.17	D612-338	3x3x2x2	10	27	22.30	
	D504-422	4x4x3	5	18	42.10		D612-420	4x4x2x2	5	24	36.42	D612-422	4x4x3x3	5	16	48.09		
D504-532	6x6x4	5	8	157.89	D612-532		6x6x4x4	3	8	100.12	DOUBLE WYE, REDUCING							
COMBINATION WYE & 1/8 BEND, REDUCING (TWO PC.)					D612-252		2x2x1 1/2x1 1/2	10	48	10.61	DOUBLE WYE, REDUCING							

TERMS AND CONDITIONS OF SALE

- Terms:** 2% 35 days, Net 45 Days.
- Freight:** FOB Lasco warehouses.
DWV Products Alone:
Prepaid on orders for fittings totalling \$1500 **net** for one shipment to a single destination within the contiguous United States.
Mixed Product Shipment (Pressure and DWV):
Prepaid on orders for fittings totalling \$1000 **net** for one shipment to a single destination within the contiguous United States.
- Minimum Order:** \$50 **net**. Smaller orders billed at this minimum charge.
- Claims** for shipping errors must be made within 15 days to Lasco. Claims for damage or shortages should be directed promptly to the common carrier by the consignee.
- Returns** will be accepted only by prior authorization and if shipped freight prepaid. Returned merchandise is subject to a 20% handling/restocking charge.
- Pricing** is subject to change without prior notice. However, prior notification will be given in the event of price changes in the period between order placement and scheduled shipment.
- Offer to Sell** is not implied by possession of this or other Lasco price lists.

LIMITED WARRANTY

Lasco fittings are made from 100% virgin materials and are warranted to be free from manufacturing defects in materials and workmanship. They are warranted against rot, rust, and electrolytic corrosion for a period of 3 years from date of installation. If Lasco fittings prove defective due to manufacturing defects in material or workmanship during that period, the manufacturer will provide new replacement units of the same type and size. No remedy will be granted under this warranty if Lasco fittings are not used strictly in accordance with Lasco's directions with respect to use and storage or if the fittings have been modified in any way. THE MANUFACTURER'S LIABILITY UNDER EXPRESSED OR IMPLIED WARRANTY OR FOR ANY REASON IS LIMITED TO FURNISHING REPLACEMENT UNITS OR GRANTING A CREDIT FOR DEFECTIVE UNITS. NO LABOR EXPENSE OR CONSEQUENTIAL DAMAGES WILL BE PAID BY LASCO. THIS WARRANTY IS IN LIEU OF ALL OTHER GUARANTEES AND WARRANTIES, EXPRESSED OR IMPLIED, INCLUDING BUT NOT LIMITED TO, WARRANTIES OF MERCHANTABILITY AND FITNESS FOR PURPOSE, EXCEPT FOR ANY WARRANTIES IMPLIED BY LAW FOR NONCOMMERCIAL CONSUMERS. ANY SUCH WARRANTIES ARE LIMITED TO THE DURATION OF THIS WRITTEN WARRANTY.

- DO NOT USE LASCO FITTINGS FOR COMPRESSED AIR OR GASES.
- DO NOT TEST PVC PIPING SYSTEMS WITH COMPRESSED AIR OR GASES.
- DO NOT USE FITTINGS WITH LIQUIDS NOT RECOMMENDED BY LASCO.
- MODIFICATIONS OF FITTINGS VOID THE WARRANTY.

STANDARDS AND SPECIFICATIONS

ASTM D-2665 – Poly (Vinyl Chloride) (PVC) Plastic Drain, Waste, and Vent Pipe and Fittings.

ASTM D-1784 – Rigid Poly (Vinyl Chloride) (PVC) Compounds and Chlorinated Poly (Vinyl Chloride) (CPVC) Compounds.

ASTM D-3311 – Drain, Waste, and Vent (DWV) Plastic Fittings Patterns

MATERIAL – Lasco DWV Fittings are produced from PVC Type I, Cell Classification 12454-B. PVC Fittings are listed by NSF (National Sanitation Foundation).

LASCO[®]
Fittings, Inc.
the strongest link

Visit Our World Wide Website: <http://www.lascofittings.com>

6800 Kingspointe Pkwy.
Suite 400
Orlando, FL 32819-8588
407/206-5705 – 800/437-3155
FAX 407/515-6542

245 East Lies Road
Carol Stream, IL 60188-9421
630/597-0150
888/995-7414
FAX 630/597-0156

414 Morgan Street
Brownsville, TN 38012
731/772-3180
800/776-2756
FAX 731/772-0835

325 Lasley Avenue
Wilkes Barre, PA 18706-1424
570/301-1170
800/882-5462
FAX 570/301-1176