


## Herbie Clip manual fitting and removal instructions


### 1 Attaching

With the hose in place, simply locate the Clip around the hose.



### 2 Pre tightening

Engage the first few teeth by hand to hold the clip in place.



Female Jaw

Male Jaw

### 3a HCL Tool


Using the HCL hand tool simply squeeze the jaws together until a secure fit is achieved.



HCL hand tool

### 3b Pliers

Tightening can also be done with a standard pair of pliers. Simply squeeze the jaws together until a secure fit is achieved.



### 5 Removal

Place the HCL removal tool at the bottom part of the female jaw & slide or twist sideways.




HCL Removal Tool

### 6 Removal

Slide or twist the jaw sideways.

N.B although we recommend using the HCL removal tool for this operation. This can also be achieved with a pair of pliers.



Bottom of Female Jaw