

HCL

PLASTIC CLAMPING SOLUTIONS



SMART BAND

Smart Band 3/8 inch (10mm)
HAND TOOL – TECHNICAL LEAFLET

PART NUMBER: SMTA-528A

Smart Band 3/8 inch (10mm)

HAND TOOL – TECHNICAL LEAFLET

Introduction

The Smart Band 3/8 inch (10mm) Hand Tool is designed to be used with the HCL range of 3/8 inch (10mm) Smart Band products.



Features

The items marked on the diagram provide the following functions:

Cutting Blade

Allows the SmartBand to be cut without any additional tooling.

Spring Returns

Returns tool arms to the 'open' position when pressure is released.

Pawl

When handles are squeezed, pawl grips

Smart Band and pulls it through the buckle until desired tension is achieved.

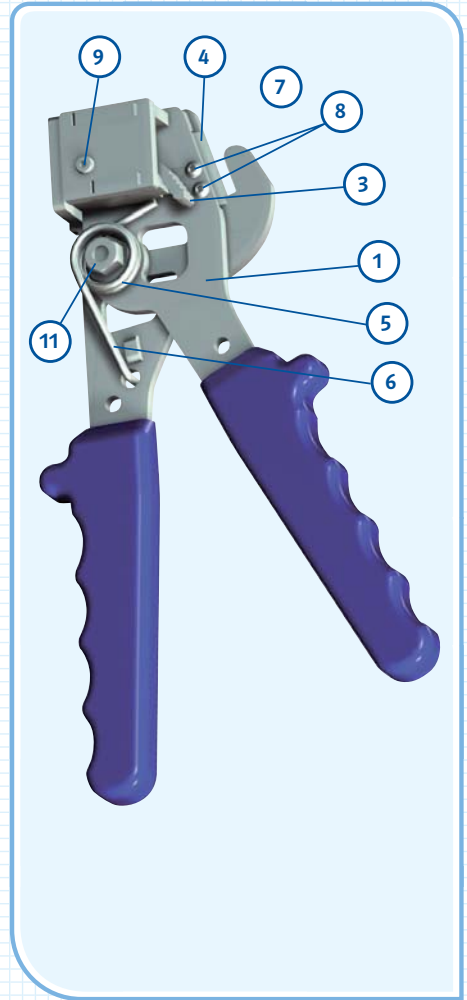
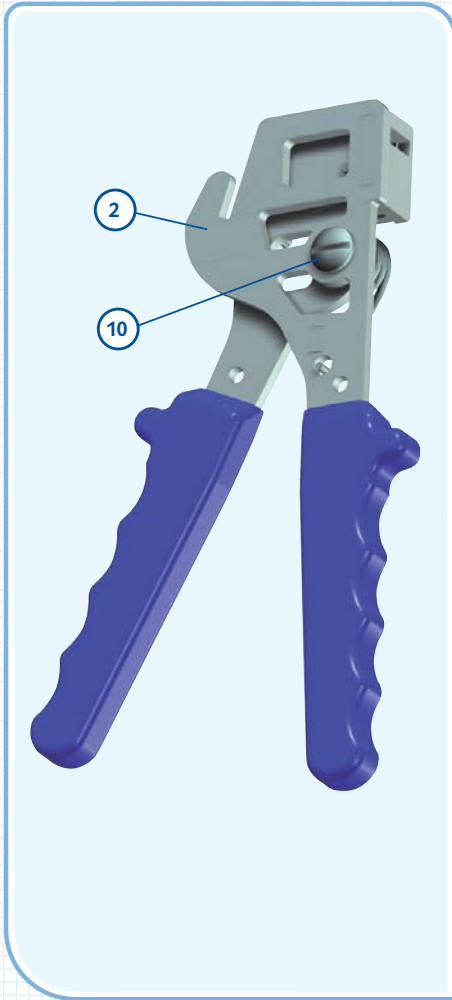
Handles

Ergonomically designed and over-moulded in Santoprene for increased comfort and grip.

Maintenance

Clean and lubricate the tool regularly to maximise its working life, especially in salt water environments.

Parts List



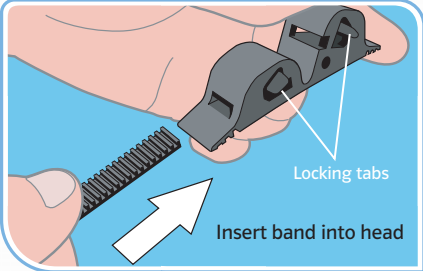
Item	Part Number	Description
1	528B	Moving Handle
2	528C	Fixed Handle
3	528K	Stainless Pawl
4	528D	Blade
5	528N	Hex Bush
6		Handle Return Spring - 12g
7		Pawl Spring - 25g

Item	Part Number	Description
8		M3x3.8 SS Buttonhead Screw
9		M4x20 SS Buttonhead Screw
10		M6x16 SS Roofing Screw
11		M6 Full Nut

Parts not shown:

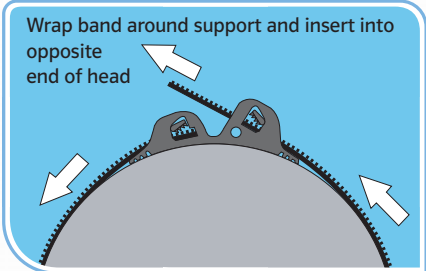
- 12: Read Instructions Label
- 13: Keep Fingers Clear Label
- 14: Part Number Label

Fitting Instructions


- 

1


Locking tabs

Insert band into head
- 

2

Wrap band around support and insert into opposite end of head
- 

3

Use tightening tool to tighten band around fixing
- 

4

Use cutter blade on tool to remove excess band



UK Sales Tel: +44 (0)1761 417714 Fax: +44 (0)1761 417710 Email: sales@hclfasteners.co.uk URL: www.hclfasteners.co.uk
US Sales Tel: 281 717 1145 Fax: 281 717 1146 Email: sales@hclfasteners.com URL: www.hclfasteners.com